

Name

## Amazing Zines!

**Zines** (pronounced zeens, short for 'fanzines') are small homemade magazines celebrating something their makers love.

You can make a zine about absolutely anything - **ice-cream**, **a cool band**, **your favourite book**, **your secret thoughts**, **football**, **Dr Who**, **dachshunds...** Anything you like!



1

First, jot down some ideas of things you'd love to make a tiny zine about. Think about what you could put inside:

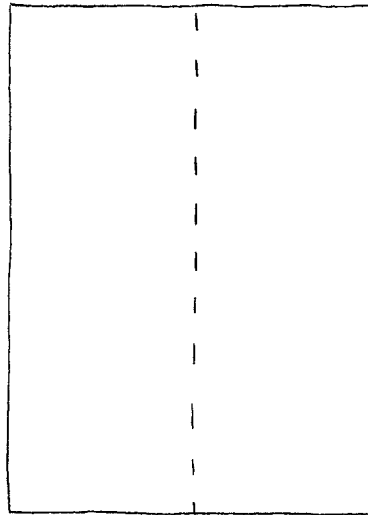
- illustrations
- facts
- poems
- stories
- collage
- quizzes



Lined writing area for notes.


**2 Next make the booklet for your zine.**

You can use a single sheet of A4 or A3 paper and follow the instructions below or make your own design using paper, card and staples.

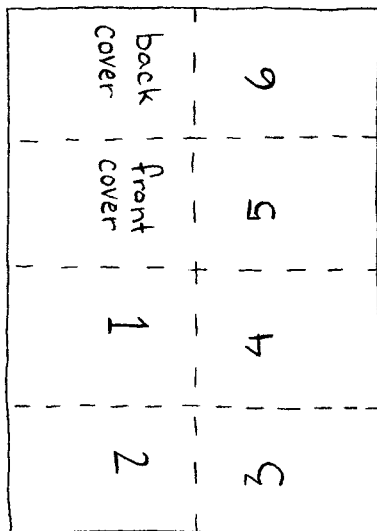


*fold!*

*fold!*

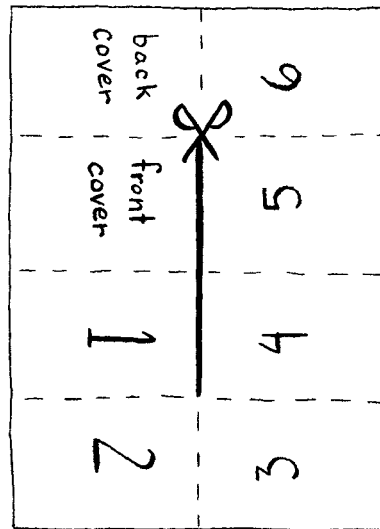


*fold!*



*open!*

*cut!*



**3 Now here's the fun part - get creating!**

Make a cool cover for your zine and enjoy filling the pages with pictures and words about the thing you love. A poem about clouds, a comic strip starring your favourite character, a list of places you dream of visiting one day or a collage of cats reading books? Why not? This zine is all yours!

Brilliant work! Well done. You could get your grown up to take a picture and tag us on Instagram and Facebook - we'd love to see it! Tag us @thesparkwriters